



# User Guide For E-Service 【Schedule】 Introduction

**E-SERVICE**



Yang Ming Group  
Yang Ming Marine Transport Corp.



# Table of Contents

---

[I. Point-to-Point Search](#).....3

[II. Schedule download \(Latest Schedule Download\)](#).....5

[III. Schedule Subscription](#).....7

# Schedule

## I. Point-to-Point

## II. Schedule Download

## III. Schedule Subscription

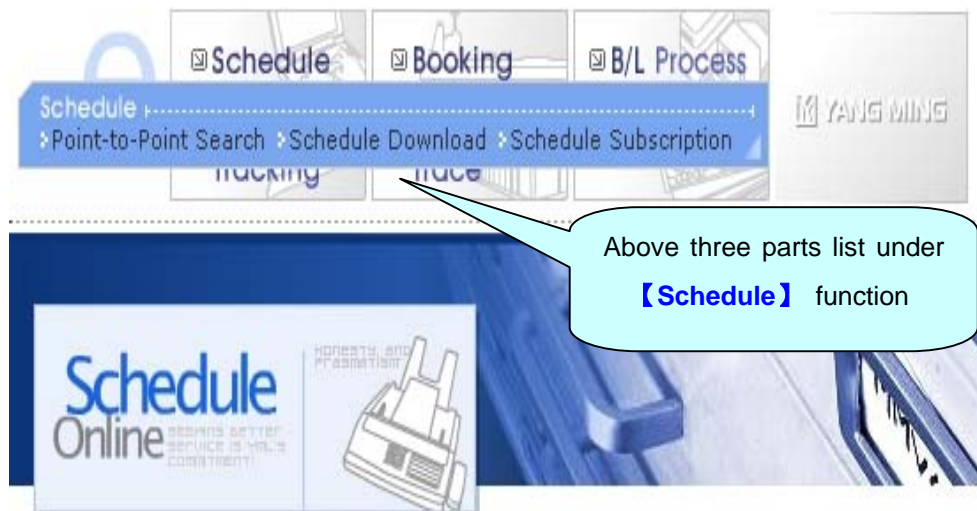


Figure 1



Figure 2

## I. Point-to-Point Search

**Step 1 :** Click **Point-to-Point Search** in figure 2.

**Step 2 :** 1.Select **From & To (continent name)**, then choose **Locations (From & To)**”.

2.Select **“Date range of Departure/Arrival”**、**“Date range”**”.

**Step 3 :** Click **Search** .

**Point-to-Point Search** TECHNOLOGY, INNOVATION, HONESTY, AND PROSPECTIVE

- By selecting locations and date range, you can view long term sailing schedule with vessel voyage, inland routing.
- Take this quick survey and help us to help you.

---

<b>From:</b> North America <b>Asia</b> Africa Europe	<b>FromTo:</b> North America Asia Africa Europe
<b>Location from:</b> ANQING, China	<b>Location To:</b> ANAHEIM, CA, U.S.A.

Date range of  Departure  Arrival

Date range: 2004/07/15 through: 2004/07/29 (YYYY/MM/DD)

Select inquiring criteria, and then click **Search** .

**Figure 3**

**Step 3 :** Select the service you prefer, then click **Detailed Routing** in figure 4.



## Point-to-Point Search

TELEGRAPH, INNOVATION,  
HONESTY, AND  
PROFITABILITY

• The Sailing Schedule for Searching from Anqing to Anaheim

Service	Service Name	Orig port	Load port	Dsch port	Dest port	Ocean Sail Time	Details
AW1	ASIA-US EAST COAST SERVICE LOOP-1	Anqing	Shanghai	Norfolk	Norfolk	36	<a href="#">Detailed Routing</a>
PM1	KY-ERO-ASIA-USWC PDM SERVICE	Anqing	Shanghai	Rotterdam	Norfolk	47	<a href="#">Detailed Routing</a>

Figure 4

Select the service you prefer, then click **【Detailed Routing】** to view details.

**Step 4 :** The result of detailed routing is displayed in figure 5. Then

Click **【 Vessel-voyage 】** to see the vessel tracking

information, and click **【e-book】** for on-line transaction.

## Point-to-Point Search

TELEGRAPH, INNOVATION,  
HONESTY, AND  
PROFITABILITY

• The Sailing Schedule for Searching from Anqing to Anaheim

Print

From	To	SVC	Vessel-Voyage	Departure	Arrival	T/S Time	Wait	Mode	
<b>Total T/S time :36</b>									
ANQING	SHANGHAI	CFC		2004/07/15 22:00	2004/07/17 22:00	2 days	0day	VESSEL	
SHANGHAI	NORFOLK	AW1	HANJIN WILMINGTON-047E	2004/07/22 22:00	2004/08/20 18:00	29 days	5days	VESSEL	<a href="#">e-book</a>

Figure 5

Click **【Vessel-voyage】** to see the vessel tracking information

Click **【e-book】** for on-line transaction

## II. Schedule download

**Step 1 :** Click **[Schedule download]** in figure 2.

**Step 2 :** Click the area (from -> to) you want to search.

**Schedule Download** TEAMWORK, INNOVATION, HONESTY, AND PRAGMATISM

- Click the area you prefer, the sailing schedule reports would show there listed by trade service.
- Open the TEXT file, you can right click [Download Text File] or [Download CSV File] at the bottom of report to download long term schedule.
- The XML format report file could be imported into your back end system at your I.T 's convenience.

Export view ▶

**Asia**  
[Asia \ Europe \ Middle East \ Mediterranean \ U.S. East Coast \ U.S. West Coast](#)

**Europe**  
[Asia \ Indian Sub-Continent \ U.S. East Coast](#)

**Indian Sub-Continent**  
[Europe](#)

**Mediterranean**  
[Asia \ U.S. East Coast](#)

Import view ▶

**Asia**  
[Asia \ Europe \ Middle East \ Mediterranean \ U.S. East Coast \ U.S. West Coast](#)

**Europe**  
[Asia \ Indian Sub-Continent \ U.S. East Coast](#)

**Indian Sub-Continent**  
[Europe](#)

**Mediterranean**  
[Asia \ U.S. East Coast](#)

Click the area (from->to) you want to search.

**Figure 6**

**Step 3 :** Click the file format you prefer.

Europe -> Indian Sub-Continent

Service NameLast Update	File Format		
	HTML	TEXT	XML
ISE - INDIA SUB-CONTINENTAL - NCP SERVICE (E-Bound)	<a href="#">HTML</a>	<a href="#">TEXT</a>	<a href="#">XML</a>

Select the file format you prefer.

Asia -> Europe

Service NameLast Update	File Format		
	HTML	TEXT	XML
PM1 - KY-ERO-ASIA-USWC PDM SERVICE (C-Bound)	<a href="#">HTML</a>	<a href="#">TEXT</a>	<a href="#">XML</a>
CES - CHINA-EUROPE SERVICE - COSCO (W-Bound)	<a href="#">HTML</a>	<a href="#">TEXT</a>	<a href="#">XML</a>
AES - ASIA-EUROPE SERVICE (W-Bound)	<a href="#">HTML</a>	<a href="#">TEXT</a>	<a href="#">XML</a>
PDE - HANJIN PENDULUM EXPRESS SERVICE (C-Bound)	<a href="#">HTML</a>	<a href="#">TEXT</a>	<a href="#">XML</a>
CEX - HANJIN ASIA-EUROPE SERVICE (W-Bound)	<a href="#">HTML</a>	<a href="#">TEXT</a>	<a href="#">XML</a>

[▲ TOP](#)

**Figure 7**

**Step 4:** Open **"TEXT"** file format for downloading schedule report.

Asia -> Mediterranean

Service Name Last Update	File Form		
AMS - ASIA-MEDITERRANEAN SHUTTLE SERVICE (W-Bound)	<a href="#">HTML</a>	<a href="#">TEXT</a>	<a href="#">XML</a>
AMX - ASIA-MEDITERRANEAN EXPRESS SERVICE (W-Bound)	<a href="#">HTML</a>	<a href="#">TEXT</a>	<a href="#">XML</a>
ADX - AEGEAN SEA DIRECT EXPRESS (W-Bound)	<a href="#">HTML</a>	<a href="#">TEXT</a>	<a href="#">XML</a>

[TOP](#)

Click **"TEXT"** to open the file.

**Figure 8**

**Step 5 :** Click **"Download Text File"** or **"Download CSV File"** to download long-term schedule report. **Otherwise, click "Latest Schedule Download"** to view the planned and estimated schedule.

Long Term & Latest Sailing Schedule

---

YangMing Marine Transport Corporation  
 Generate Date : 2006/01/27  
 \* - The latest estimated schedule

\*\*\*\*\*  
 CHS - JAPAN-HKG-SIN-MALAYSIA EXPRESS(S-Bound)  
 \*\*\*\*\*

REF YSL/VOY	YSL NAME	YSL ABBR	YSL CODE	CONN VOY	YML VOY	JPTYO	JFYOK	JMNGO	JPOKB	HKGG					
						ETB	ETD	ETB	ETD	ETB	ETD	ETB	ETD	ETB	ETD
						MON	TUE	TUE	TUE	WED	WED	THU	THU	SIN	MON
CHS601S	NCL LIBERTY	MLBT	216	57049	318	17:00	05:00	07:00	14:00	08:00	16:00	08:00	17:00	22:00	11:00
						01/02	01/03	01/03	01/03	01/04	01/04	01/05	01/05	01/08	01/09
						* 01/02	01/03	01/03	01/03	01/04	01/04	01/05	01/05	01/08	01/09

[Download CSV File](#) (\*\* Please right click to download file, thanks!)

**Figure 9**

### III. Schedule Subscription

**Step 1 :** Click **【Latest Schedule Subscription】** in figure 2.

**Step 2 :** Input "Email address".

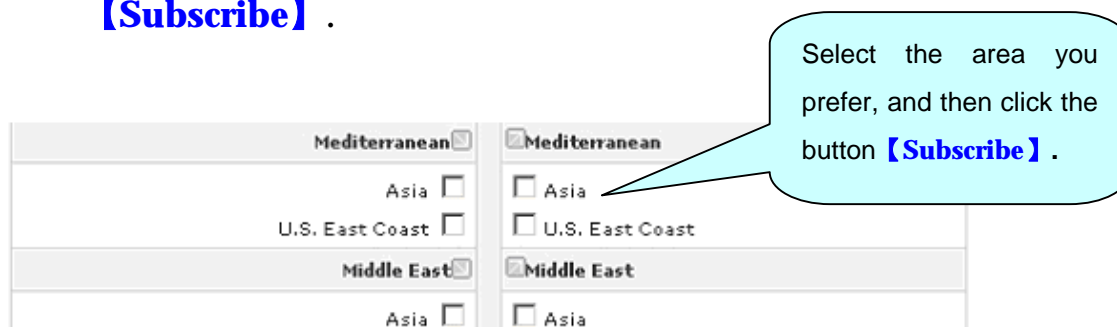
**Step 3 :** Click **【Submit】** to view long-term schedule and costal schedule at the same time.

**Figure 10**

**Step 4:** Input your "Company name", select the "Country/State (if available)" that your company located, and the "File format" / "Frequency" you prefer.

**Figure 11**

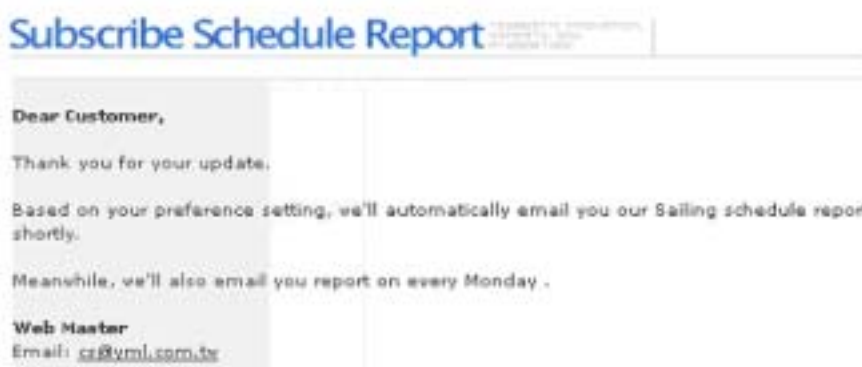
**Step5 :** Choose area(s) you want to receive schedule(s), then click **【Subscribe】** .



The image shows a subscription form with two columns of checkboxes. The first column has 'Mediterranean' (checked), 'Asia' (unchecked), 'U.S. East Coast' (unchecked), 'Middle East' (checked), and 'Asia' (unchecked). The second column has 'Mediterranean' (checked), 'Asia' (unchecked), 'U.S. East Coast' (unchecked), 'Middle East' (checked), and 'Asia' (unchecked). A light blue callout box points to the 'Asia' checkbox in the second column, containing the text: 'Select the area you prefer, and then click the button **【Subscribe】** .'

**Figure 12**

**Step6 :** Subscribe Schedule Report is displayed in figure 13.  
Schedule reports will be sent to you by email.



**Figure 13**

**Note:**

If you do not want to receive schedule reports anymore, you can click **【Unsubscribe】** .

Europe <input type="checkbox"/>	<input type="checkbox"/> Europe
<b>Mediterranean</b> <input checked="" type="checkbox"/>	<input checked="" type="checkbox"/> <b>Mediterranean</b>
Asia <input type="checkbox"/>	<input type="checkbox"/> Asia
U.S. East Coast <input type="checkbox"/>	<input type="checkbox"/> U.S. East Coast
<b>Middle East</b> <input checked="" type="checkbox"/>	<input checked="" type="checkbox"/> <b>Middle East</b>
Asia <input type="checkbox"/>	<input type="checkbox"/> Asia
<b>U.S. East Coast</b> <input checked="" type="checkbox"/>	<input checked="" type="checkbox"/> <b>U.S. East Coast</b>
Asia <input type="checkbox"/>	<input type="checkbox"/> Asia
Europe <input type="checkbox"/>	<input type="checkbox"/> Europe
Mediterranean <input type="checkbox"/>	<input type="checkbox"/> Mediterranean
<b>U.S. West Coast</b> <input checked="" type="checkbox"/>	<input checked="" type="checkbox"/> <b>U.S. West Coast</b>
Asia <input type="checkbox"/>	<input type="checkbox"/> Asia

Click **Unsubscribe** .

**Figure 14**